



¡Mucha atención!

Observa con atención la primera figura de cada ejercicio. Después identifica la opción que es exactamente igual a la figura de la izquierda. Circula la opción correcta.



ORIENTACIÓN
ESPACIAL

1.



A



B



C



D



E

2.



A



B



C



D



E

3.



A



B



C



D




E

4.



A




B



C



D



E

5.



A



B



C



D



E

6.



A



B



C



D



E

7.



A



B



C



D



E

8.



A



B



C



D



E

9.




A




B



C



D



E

10.



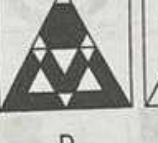
A



B



C



D



E

11.



A



B



C



D

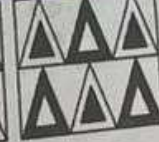


E


12.



A



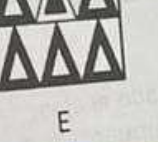
B



C



D

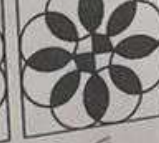


E


13.



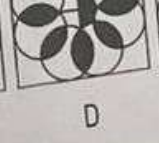
A



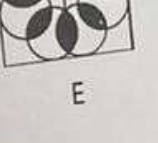
B



C



D



E

14.



A



B



C



D



E


15.




A



B



C



D



E

16.



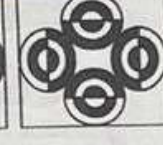
A



B



C




D




E


17.




A




B



C



D



E

18.




A



B



C



D




E

19.




A




B



C



D



E

20.



A




B



C



D



E

Sin levantar el lápiz del papel, copia detalladamente cada una de las siguientes figuras. Utiliza tu mano no dominante, es decir, la opuesta a la que normalmente usas para escribir.

